

Literature Review in addition to appraisal of mechanical and metallurgical parameters intended for HC 71\75 during annealing inside bell furnace

1Pankaj Patyal 2Prof.Onkar Singh Bhatia
¹Research Scholar, ²Associate Professor
^{1,2} Department of Mechanical engineering,

Green Hills Engineering College, Solan, India

Himachal Pradesh Technical University, Hamirpur

ppatyal35@gmail.com +919418498659

Abstract— A study was made of the effect of heat treatment of high carbon steel so as to determine the mechanical and metallurgical properties before annealing as well as after annealing. Total four samples of the high carbon steel were subjected to heat treatments i.e. annealing in a bell furnace heated to a temperature of 700°C. One from each heat treated types was prepared for micro structural and hardness studies. The hardness of the four different heat treated samples was measured by Rockwell hardness testing machine. Optical microscopy to study the microstructure and Ultimate tensile stress using respective machine. This experiment was taken to help the company that was facing a problem of decarburization of HC 71/75.

In this experiment we have seen that wire rod that was used for annealing got decarbonizes to a some extend and that was not acceptable for further wire drawing also for the manufacturing of spring washers. This high carbon steel wire rod after decarburization hook crack in wire drawing process as well as further manufacturing for spring washers. So in this experiment we have changed the cycle of operation in annealing for bell furnace along with check the results regarding mechanical and metallurgical parameters of HC 71/75. In this experiment we have found that during pickling of wire rod some water content remains in the coils and that results in decarburization of wire rod. Therefore, we changed the cycle of operation that helps to prevent decarburization. During annealing the wire rod release stress that was induced during casting as well as re-crystallization takes place. In this process Hardness also decreases as compared to Raw-material also decreases Ultimate tensile strength of the wire rod that helps in drafting during wire drawing. This is done so that during further manufacturing like for spring washer at some point in heat treatment washers should not shrink as well as remain in required dimension.

Keywords: Annealing, Bell furnace, Hardness, UTS, OM, GDS

1. INTRODUCTION

During the production of steel, a significant amount of work hardening takes place when the steel is rolled up into coils, for storing purpose. These steel coils are batch annealed in order to reduce the hardness and restore formability, before further production takes place as we are presuming for spring washer manufacturing. In a typical batch annealing process, several coils are annealed in a bell-shaped furnace and a reducing gas, i.e. nitrogen mixture, is passed through the coils, in a circular fashion, to remove rolling oils along with prevent oxidation. The heat is supplied from outside the inner cover by means of a heater that covers the system. Bell annealing furnace in k.d.k steel plant is used to reduce the internal strain of steel wire rod. The efficiency of bell annealing furnace applied at k.d.k steel plant the purpose to reduce the internal strain of steel wire rod was achieved by changing the cycle of operation which helps in preventing the decarburization in high carbon steel wire rod. Decarburization of high carbon steel wire rod is major problem for them because they are manufacturing spring washer with that wire rod. After decarburization Wire rod breaks during its drafting on the wire drawing machine. During the batch annealing process, heating occurs in the form of a temperature ramp, which increases to a maximum temperature of about 670°C before decreasing it to room temperature. According to experimental findings, decarbnization usually takes place at the critical time interval shown on the temperature ramp in figure 1.2

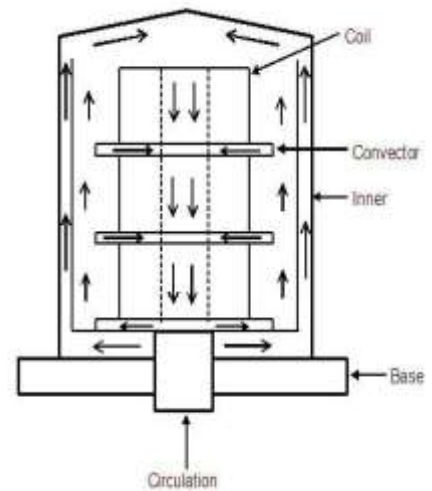
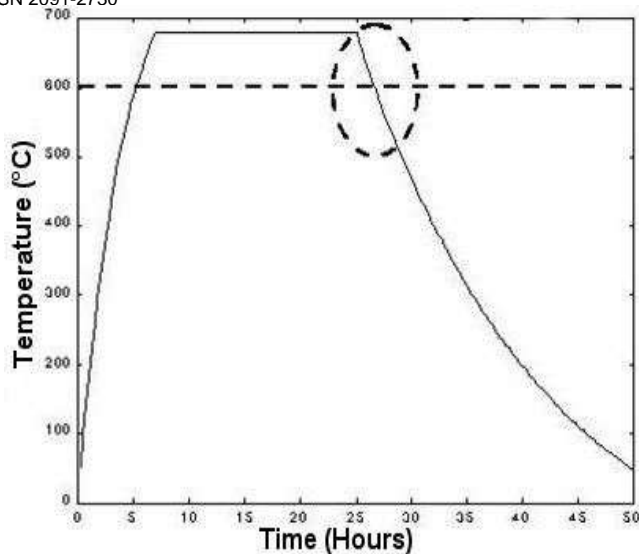


Fig. typical temperature ramp with an indicated critical time interval. The coil spirals surface oxidizes at temperatures above 600°C in the heating phase and reduction takes place on the surface below 600°C, in the cooling phase.

1.1 AIM OF STUDY

The purpose of this study is to show the influence of oxygen pressure on the complex segregation behaviour during the annealing of the industrial HC steel. This is done by changing the cycle of operation of bell furnace to prevent the decarburization by finding the reason of the problem as well as by comparing the result of mechanical and metallurgical parameters of HCS 71\75. To resolve the problem of decarburization in HCS 71\75 firstly we checked raw material samples before annealing and then after annealing in K.D.K Steel Plant (Unbrako).

1.2 SCOPE OF THESIS

Chapter 2:

A Literature review and quick overview of the theory behind heat treatment of steel is needed to understand annealing better in bell furnace. The main part of this chapter contain role of annealing in softening of HCS.

Chapter 3:

Methodology and Problem formulation, theory of decarburization along with Ferrous materials, plain carbon steels discussed in this chapter.

Chapter 4:

This chapter is an overview of the phenomena of material selection as well as the detail about the various tests involved

Chapter 5:

The experimental setup is discussed in more detail, with a look into Cycles of annealing in bell furnace electrically operated and the procedure used during this study. Additional information on special added equipment to the system is examined and a short discussion on the process to quantify the data is given.

Chapter 6:

A discussion of the three basic parts of the experimental results obtained during the study, namely: mechanical as well as metallurgical parameters for the study of HC 71\75

Chapter 7:

A conclusion is given on with future scope.

Chapter 8:

References that was taken at the time of study of all thesis

Chapter 9:

Attachments of all test certificate that was given for reference purpose.

2 LITERATURE REVIEW.

In this study we want to evaluate the mechanical as well as metallurgical parameters of HC 71\75 steel after annealing in a bell furnace. In all below mentioned literatures we have checked the previous researches moreover found on a conclusion that there is certain gap in those researches that does not cover a study of High carbon steel on bell furnace .In this study we are also resolving industrial based problem regarding decarburization and hence their respective results .

Clayton Vernon Deutsch [1992] holds that “Annealing techniques applied to reservoir Modeling and the integration of Geological and engineering (well test) data”. Stochastic reservoir models must honor as much input data as possible to be reliable numerical models of the reservoir under study. Traditional simulation algorithms are unable to honor either complex geological/morphological patterns or engineering data from well tests. The technique developed in this case study may be used to incorporate such information into stochastic reservoir models.

NAOMI CHESTER 1997:

Naomi Chester [1997] reviewed that “Mathematical Modeling of Micro structural Development in continuously annealed High-strength steels”. The addition of an appropriate concentration of silicon to a low-alloy steel enables it to be transformed into a carbide free microstructure which is a mixture of bainitic ferrite and carbon enriched austenite. Such steels can have outstanding mechanical properties, particularly formability and strength. The work presented in this case study deals with alloys destined for the automobile industry where attempts are being made to reduce the weight of vehicles, while at the same time improve safety during crashes

JOHNSON GO 2001:

Johnson Go [2001] reviewed that Recovery and Recrystallization of AA5754 and IF-Boron steel during annealing. A microstructure model to predict the mechanical properties during annealing has been developed for two important classification of industrial processed automotive alloys: aluminum-magnesium AA5754 alloy and boron containing interstitial free steel. Experimentally, tensile and hardness tests are carried out in conjunction with quantitative metallography to quantify the kinetics of recovery and recrystallization. The model accurately predicts the micro structural and yield stress evolution in AA5754 under isothermal and non isothermal annealing conditions.

For IF-boron steel, however, the current modeling approach is too simple to capture the complexity involved in the recrystallization process. Consequently, the model for IF-boron steel is considered as purely empirical in nature.

ETIENNE WURTH 2006:

Etienne Wurth [2006] holds that “Oxygen induced segregation during batch annealing of industrial steel coils”. The development of diffusion welds between spirals of steel coils, during batch annealing, is of particular interest because it prevents the coils from being unwound for further use. The physical metallurgy of iron and steel is exceedingly complicated and many of the complications arise from the behaviour of solutes, which segregate to surfaces and interfaces, which alter the mechanical behaviour. These simply elaborate causes of the presence of oxygen during the cycle.

NABEEL ALSHABATAT ,ET AL 2006:

They holds that “Effect of Annealing Temperature on the Microstructure, Micro hardness, Mechanical Behavior and Impact Toughness of Low Carbon Steel Grade 45”. Due to the high usage of low carbon steel in multiplications, previous work was focused toward its mechanical characteristics, this work rely on studying the effect of multi-régimes of annealing temperatures namely; 820,860, 900, and 940 °C on the impact toughness, microstructure, micro hardness and mechanical characteristics. A set of test specimens for impact, compression test, and microstructure test were prepared using CNC machine. It was found that the impact energy is increased as the annealing temperature increase; the maximum is 22.5 % that achieved at 820°C. it was found that the

microhardness decrease as the annealing temperature increase except at 940 °C it return back to increase, the maximum decrease was 31.6 % that achieved at 900 °C.

RADHAKRISHNAN PURUSHOTHAMAN 2008:

Radhakrishnan Purushothaman [2008] holds that “Evaluation and Improvement of Heat Treat Furnace Model”. Heat treating is the controlled heating and cooling of a material to achieve certain mechanical properties, such as hardness, strength and the reduction of residual stresses. Many heat treating processes require the precise control of temperature over the heating cycle. Typically, the energy used for process heating accounts for 2% to 15% of the total production cost. The objective of this work is to develop a comprehensive furnace model by improving the current Computerized Heat Treatment Planning System (CHT) based furnace model to accurately simulate the thermal profile of load inside the furnace. The research methodology was based on both experimental work and theoretical developments including modeling different types of heat treat furnaces.

ZONGSHU LI 2010:

Zongshu Li [2010] reviewed that “Microstructure evolution and mechanical properties of electroformed nano-grained nickel upon annealing”. Nano-grained nickel produced by electroforming technique was investigated for its microstructure evolution and mechanical properties upon annealing. The thermal behavior was studied using DSC, and a major exothermic reaction and a minor endothermic reaction were detected at 320 °C and 528 °C, respectively. It was found that during low temperature annealing (<250 °C), electroformed nano-grained nickel showed scattered and isolated abnormal grain growth. A major abnormal grain growth was observed after reaching the major heat release peak at 320 °C.

NURUDEEN ADEKUNLE RAJI, ET AL 2012:

Nurudeen Adekunle Raji, et al [2012] holds that “Effect of Soaking Time on the Mechanical Properties of Annealed Cold-Drawn Low Carbon Steel”. The case study presents the results of investigation on the effect of soaking time on the yield strength, ductility and hardness properties of annealed cold-drawn low carbon steel. The low carbon steel cold-drawn at 40% deformation was annealed at 900 deg Celsius for soaking times of 10, 20, 30, 40, 50 and 60 minutes. Tensile, charpy and Brinell hardness tests were conducted to determine the yield strengths, tensile strengths, impact strengths, ductility and hardness of the annealed steel with increasing soaking time. The yield strength, tensile strength, hardness and impact strength of the steel showed a continuous drop in value with increasing soaking time up to 60 minutes with a steep drop between 30 and 40 minutes. Ductility values followed the same decreasing trend up to 40 minutes soaking time after which the values started increasing again till 60 minutes soaking time. There was a linear relationship between the tensile strength and hardness of the material for different soaking times. This linear relationship was also observed for yield strength and hardness of the material.

NICHOLAS ROY WIGLEY 2012:

Nicholas roy wigley [2012] evaluates that “Property Prediction of Continuous Annealed Steels”. To compete in the current economic climate steel companies are striving to reduce costs and tighten process windows. It was with this in mind that a property prediction model for continuous annealed steels produced at Tata Steel’s plants in South Wales was developed. As Continuous annealing is one of the final processes that strip steel undergoes Before being dispatched to the customer the final properties of the strip are dependent on many factors. These include the annealing conditions, previous thermo---mechanical processing and the steel chemistry. Currently these properties, proof stress, ultimate tensile strength, elongation, strain ratio and strain hardening exponent, are found using a tensile test at the tail end of the coil. This case study describes the development of a model to predict the final properties of continuous annealed steel.

HONGJUAN LI, ET AL 2014:

They reviewed that “Effects of annealing process on microstructure and electrical properties of cold-drawn thin layer copper cladding steel wire”. The microstructure, mechanical and electrical properties of cold-drawn thin layer copper cladding steel (CCS) wires annealed after different processes were studied by optical microscopy, electron omnipotent material experiment machine, micro hardness machine, SEM and electrical resistivity measurement system. The results indicated that the recovery and recrystallization of steel core happened in the temperature range 550–750 °C for the holding period of 120 min. When the annealing temperature was higher than 750 °C, grains began to grow and grain sizes increased gradually with increasing the annealing temperature. The tensile strength and micro hardness were declined with increasing annealing temperature and holding time.

3 ANNEALING:-

Annealing is a softening process for metal that reduces internal strain caused by work hardening and facilitates recrystallization and grain growth. When metals are formed or processed, strain hardening occurs, decreasing ductility and increasing hardness. This hardening leaves metals brittle, often causing cracking or breaking during successive operations. For many applications, these residual stresses within the structural makeup of the molecules must be alleviated. Annealing returns the ductility to the metal allowing for future operations and processing.

Both ferrous (iron-based alloys such as steel and stainless steel) and non-ferrous metals (such as bronze, copper and aluminium) use this process. This raw material is cleaned to eliminate rust, scaling, dirt, and other impurities. Cleaning can be performed using acid pickling or mechanical methods, depending on the application. The metal is then placed in a furnace where it is heated to meet metallurgical requirements. Variations exist within the process depending on the type of metal being annealed and the desired outcome. It is frequently advantageous to heat the metal within a controlled atmosphere, such as nitrogen or hydrogen, to prevent chemical reactions from occurring between the metal and elements in the air. The furnace heats the metal, usually through convection and radiation, to a desired level where it is either held constant or cycled. After the heating, a controlled cooling brings the metal back to room temperature.

3.1 BELL ANNEALING:-

Bell Annealing is a type of annealing that derives its name from the shape of the furnace used during the process. Bell Annealing heats batches of metal which are placed on a base assembly, enclosed by an inner cover, and covered by the furnace. An overhead crane is used to load the base and move the equipment—when the furnace is suspended from the crane, it looks like a bell. The base assembly is the source of convection and the main method of heat transfer to the charge. The inner cover seals in the desired atmosphere and protects the charge from the burners’ direct heat. Keeping contaminants out of the annealing atmosphere prevents chemical changes as well as eliminating the formation of oxides and soot on the metal. The furnace brings the charge to the desired temperature to allow for the metallurgical changes to occur. Direct fired, tangentially fired, radiant tube, and electrical resistance are furnace types related to the method used to heat the charge. After heat treatment, cooling is performed by removing the furnace—leaving the inner cover in place to maintain the protective atmosphere. If a bright finish is desired, the metal must be cooled to near ambient temperature before exposing the metal to air. In this case, another piece of equipments utilized: a forced-cooler. The forced-cooler replaces the furnace at the end of the heating cycle and uses air and sometimes spray water to accelerate the cooling of the outside of the inner cover.

2.2 Advantages of a bell-type annealing:-

The main advantages of a Bell-Type annealing furnace are:

- Excellent temperature uniformity
- Consistent product quality
- Good production rates
- Low operating costs

- Efficient use of furnace asset by cooling with inner cover
- Savings in shop floor space requiring less capital investment and reducing material handling

Bell furnaces are used to anneal both strip and wire coils. Furnaces designed for strip are generally of a —single-stack configuration. The base diameter accommodates on coil centered over the base fan. The strip coils are stacked on top of one another, separated by convector plates. The circulated atmosphere flows up the sides and back down to the fan through the centre of the coil.

4 METHODOLOGY

Before the annealing of the wire rod there is a process that's taken is given below:

1. Pickling:

Pickling is a metal surface treatment used to remove impurities, such as stains, inorganic contaminants, rust or scale from ferrous metals, copper, precious metals and aluminum alloys. A solution called pickle liquor, which contains strong acids, is used to remove the surface impurities. It is commonly used to descale or clean steel in various steelmaking processes. In pickling process there are some operations that are taken are as follows:-

1. Acid Dip
2. Jet wash
3. Rinsing dip
4. Activator
5. Air pressure wash

In 1 step the wire rod is dipped in acid tank (HCl) for removing scales and rust from the wire rod for some time then in 2 step wire rod is cleaned with jet wash for removing acid from the wire rod coil. In 3 step the coil is dipped in a tank that contains water in it for removing deposited acid then after again dipped in activator tank which is used to remove the single trace of acid from the surface of the wire rod. In 5 step the wire rod is cleaned with pressured air so that the coil of steel gets dry quickly.

Now we came on the problem that was occurred in the annealing. There is the presence of water in the wire rod at the time of heating in the bell furnace. Company does not hold wire rod coils in open atmosphere for a long time hence, leads to presence of water as that generate oxygen as this oxygen makes the wire rod decarburized

4.1 PROBLEM ASPECTS:-

In this problem main concern is with oxygen that is responsible for decarburization of wire rod.

During the heating of the wire rod in bell furnace the water that was left in coil get heated as steam generation takes place.

In old cycle (CYCLE 1) vacuum is given at 100°C (Boiling Point of water)

In New cycle (CYCLE 2) vacuum is given at 200°C (where nearly water gets converted into steam) as recycling with Nitrogen.

As the Temperature increases we know that 372°C is the THERMODYNAMIC CRITICAL POINT OF WATER. So, there is again recycling of Nitrogen takes place at 375°C where almost all steam goes out.

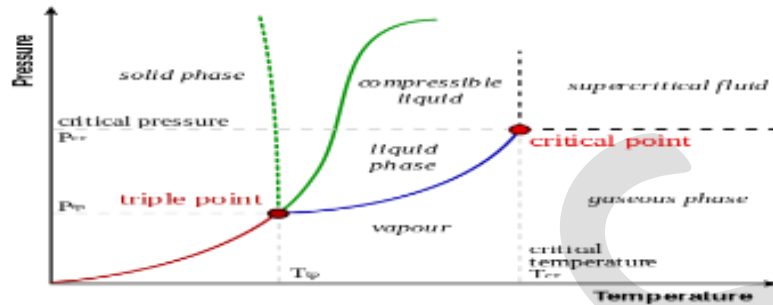
Again before recrystallization and recovery of grains we all over again recycled the internal gases with fresh Nitrogen stock due to the reason that recrystallization occurs at 550°C where molecules gets a stable zone.

Then we goes to Soaking at 700°C in the absence of oxygen where a material decarburization chances are more.

Almost similar phase for both cycles then after CYCLE 1 and CYCLE 2 depending upon the required hardness as upon its variable application for manufacturing. In our case at K.D.K STEEL INDUSTRY (UNBRAKO) we are dealing it for the manufacturing of spring washers for HC 71\75 .

4.2 THERMODYNAMIC CRITICAL POINT OF WATER:-

In thermodynamics, a critical point (or critical state) is the end point of a phase equilibrium curve. The most prominent example is the liquid-vapor critical point, the end point of the pressure-temperature curve that designates conditions under which a liquid and its vapor can coexist. At the critical point, defined by a critical temperature T_c and a critical pressure p_c , phase boundaries vanish. Other examples include the liquid-liquid critical points in mixtures.



4.3 DECARBURIZATION:-

Decarburization (or decarburization) is the process opposite to carburization, namely the reduction of carbon content. The term is typically used in metallurgy, describing the reduction of the content of carbon in metals (usually steel). Decarburization occurs when the metal is heated to temperatures of 700°C or above when carbon in the metal reacts with gases containing oxygen or hydrogen.

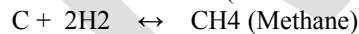
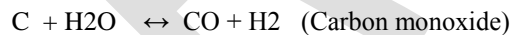
Decarburization can be either advantageous or detrimental, depending on the application for which the metal will be used. It is thus both something that can be done intentionally as a step in a manufacturing process, or something that happens as a side effect of a process (such as rolling) and must be either prevented or later reversed (such as via a carburization step).

The decarburization mechanism can be described as three distinct events: the reaction at the steel surface, the interstitial diffusion of carbon atoms and the dissolution of carbides within the steel.

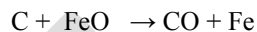
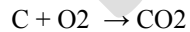
The most common reactions are:-



Also called as the Boudouard reaction



Other reactions that are happened are given below:-

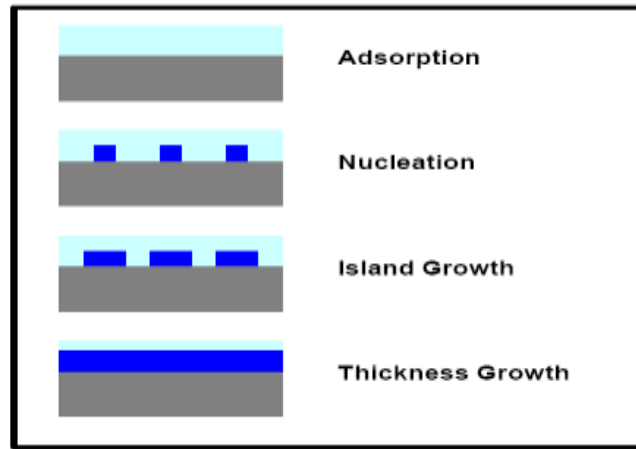


High carbon steel decarb upto 250 microns in depth

4.4 OXIDATION:-

Oxidation can be defined as the process of combining oxygen with some other substance or a chemical change in which an atom loses electrons. In this study the focus is on the reaction between a metal and oxygen. The exposure of almost any metal to gaseous oxygen can cause the formation of an oxide. The formed oxide is not always seen as negative. The oxide constitutes a protective layer which separates the metal from the gaseous oxygen. Oxides is only one type of protective layers on metals, other include protective layers such as sulphides and halides.

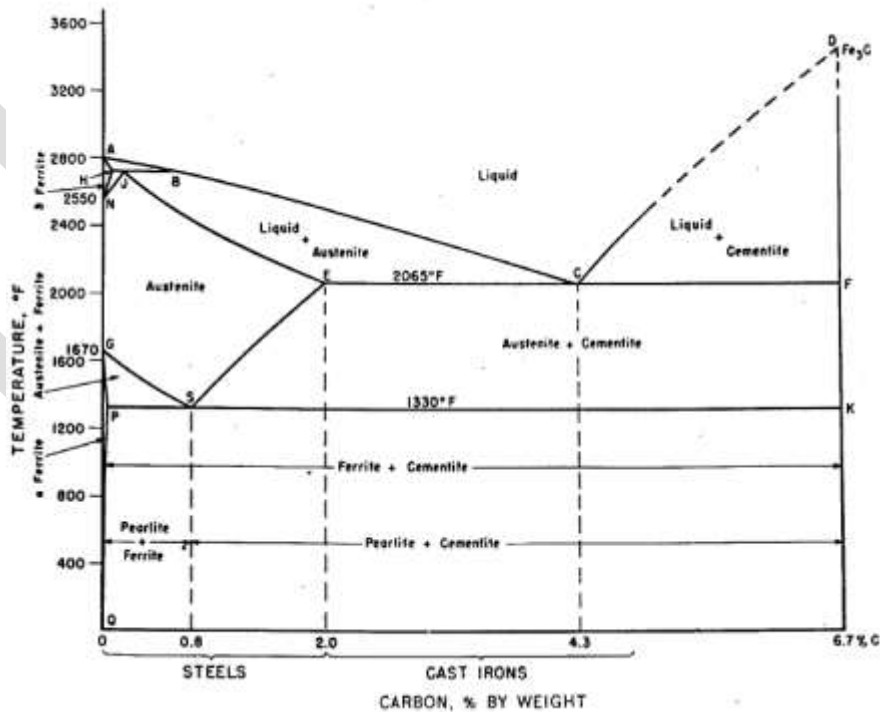
Growth of Oxide Layers:



4.5 THE FE-C PHASE DIAGRAM;-

The basis for the understanding of the heat treatment of steels is the Fe-C phase diagram (Fig. 1). Figure 1 actually shows two diagrams; the stable iron-graphite diagram (dashed lines) and the metastable Fe-Fe₃C diagram. The stable condition usually takes a very long time to develop, especially in the low-temperature and low-carbon range, and therefore the metastable diagram is of more interest. The Fe-C diagram shows which phases are to be expected at equilibrium (or metastable equilibrium) for different combinations of carbon concentration and temperature. We distinguish at the low-carbon end ferrite (α -iron), which can at most dissolve 0.028 wt.% C at 727°C and austenite (γ -iron), which can dissolve 2.11 wt.% C at 1148 °C. At the carbon-rich side we find cementite (Fe₃C) of less interest, except for highly alloyed steels, is the δ -ferrite existing at the highest temperatures [2].

Between the single-phase fields are found regions with mixtures of two phases, such as ferrite + cementite, austenite + cementite, and ferrite + austenite. At the highest temperatures, the liquid phase field can be found and below this are the two phase fields liquid + austenite, liquid + cementite, and liquid + δ -ferrite. Some important boundaries at single-phase fields include: A1, the so-called eutectoid temperature, which is the minimum temperature for austenite A3, the lower-temperature boundary of the austenite region at low carbon contents, that is, the $\gamma/\gamma + \alpha$ boundary. Acm, the counterpart boundary for high carbon contents, that is, the $\gamma/\gamma + \text{Fe}_3\text{C}$ boundary. If alloying elements are added to the iron-carbon alloy (steel), the position of the A1, A3, and Acm boundaries and the eutectoid composition are changed



The Iron Carbon Phase Diagram

5 MATERIALS SELECTION:-

In the K.D.K Steel company (UNBRAKO) annealing of various wire rod sizes as well as grades takes place. This is fastener manufacturing company so therefore deals with variety of grades of steel. In the company I have seen lot of raw material that was being purchased from other companies and then further processes takes place on them as compared to their customers demand. In company the major problem that was occurring with a particular grade of material during the annealing i.e High Carbon Steel of 71\75 grade. It was found decarbed many a time and hence company facing problem and it need to be resolved as soon as possible. So, that's the reason of selection of that material. I have taken four samples of HCS 71\75 as their detail is given below:-

Sr. no.	Size	Grade	Quantity (in Pcs.)	Remarks
1	5.50MM	HC 71\75	1	ok
2	7.00MM	HC 71\75	2	Full decarb
3	8.00MM	HC 71\75	1	ok
4	20.00MM	19MNB4M	1	ok(NOT NESSESORY)

Detail of samples of HCS that was used during annealing

5.1 TEST INVOLVED IN EVALUATION OF MECHANICAL PARAMETERS FOR HCS 71\75:-

Usually there are many test that can be used for finding the mechanical parameters of HC 71\75 but to evaluate we need only two tests and they are given below:

1. HARDNESS TEST
2. TENSILE TEST

5.2 TEST INVOLVED IN EVALUATION OF METALLURGICAL PARAMETERS FOR HCS 71\75:-

Usually there are many test that can be used for finding the metallurgical parameters of HC 71\75 but to evaluate we need only two tests and they are given below:-

1. OPTICAL MICROSCOPY (OP)
2. CHEMICAL COMPOSITION ANALYSIS(GDS)
3. MACROETCH TEST

6 MATERIAL AND EXPERIMENTAL DETAILS

HC 71\75 steel samples are used to evaluate the mechanical as well as metallurgical parameters after annealing in bell type furnace operated electrically in the K.D.K. Steel Plant (UNBRAKO). The below mentioned table and graph are the cycle on which bell furnace is operated earlier than and that makes the wire rod partially or fully decarbed.

6.1 CYCLES THAT WAS USED FOR ANNEALING IN BELL FURNACE

SERIAL NO.	SIZE	GRADE	COIL WEIGHT IN KG	CAPACITY OF FURANCE IN KG	RESULT
1	7.00MM	HC 71\75	2442	5000	PARTIALY DECARBED
2	7.00MM	HC 71\75	2458		FULLY DECARBED

Steps	Phase	Temperature of furnace(°C)	Time Taken	Time of Operation	Vacuum Pressure(-Hg)	Remarks
1	Vacuum & Heating	100	30 min.	15 min.	720	Nitrogen Refilling
2		175	45 min.	5 min.	600	
3		375	120 min.	3 min.	500	
4		475	60 min.	1.30 min.	400	
5	Heating	700	2 hr 30 min.	Not applicable		Decarburization phase
6	Soaking	700	4 hr 30 min.			
7	Control cooling	600	15 hr			Recrystalization
8	Atmospheric cooling	580	1 hr 30 min.			Bell out
9	Material Out	250	1 hr			Material at normal temp.

TABLE First cycle of annealing under bell furnace on HC 71\75

Steps	Phase	Temperature of furnace(°C)	Time Taken	Soaking time	Time of Operation	Vacuum Pressure (-Hg)	Remarks
1	Heating & Soaking	200	1 hr 30 min.	15 min.	xx	xx	Steam generation
2	Vacuum	200	xx	xx	15 min.	720	Nitrogen Refilling & steam out
3	Vacuum & Heating	375	1 hr 45 min.		5 min.	600	
4	Heating & Soaking	450	1 hr	30 min.	xx	xx	Decarburization phase & Nitrogen Refilling
5	Vacuum	450	xx	xx	1.30 min.	500	
6	Vacuum & Heating	475	10 min.		1 min.	450	
7	Heating	550	1 hr		30 sec.	450	
8	Heating	650	45 min.		5 min.	450	
9	Soaking	700	2 hr 30 min.	4 hr 30 min.	xx	xx	

10	Control cooling	600	15 hr	xx	xx	xx	Recrystalization
11	Atmospheric cooling	550	1 hr 30 min.		xx	xx	Bell out
12	Material Out	250	1 hr		xx	xx	Material at normal temp.

TABLE Second cycle of annealing under bell furnace on HC 71\75

7 RESULTS

7.1 DEARB RESULTS OF ANNEALED MATERIAL SAMPLES:-

In this consequence we have found out that results that were received against the cycle 1 are decarbed and are failed but after certain changes in the cycle of bell furnace we exhausted steam and save the metal wire rod from decarburization(cycle 2) their respective results are shown in the following table given below:-

Serial no.	Size	Grade	Decarb (microns)		Remarks	Operation of Cycle
			Raw Material	Annealed		
1	5.50MM	HC 71\75	7.5	10.75	Satisfactory	Cycle 2
2	7.00MM	HC 71\75	9.836	78.06	FAILED	Cycle 1
3	8.00MM	HC 71\75	7.377	18.57	Satisfactory	Cycle 2
4	20.00MM	19MNB4M HC	10.13	26.7	Satisfactory	xx

Decarb results of Comparison of annealed material samples.

7.2 RESULTS OF HARDNESS:-

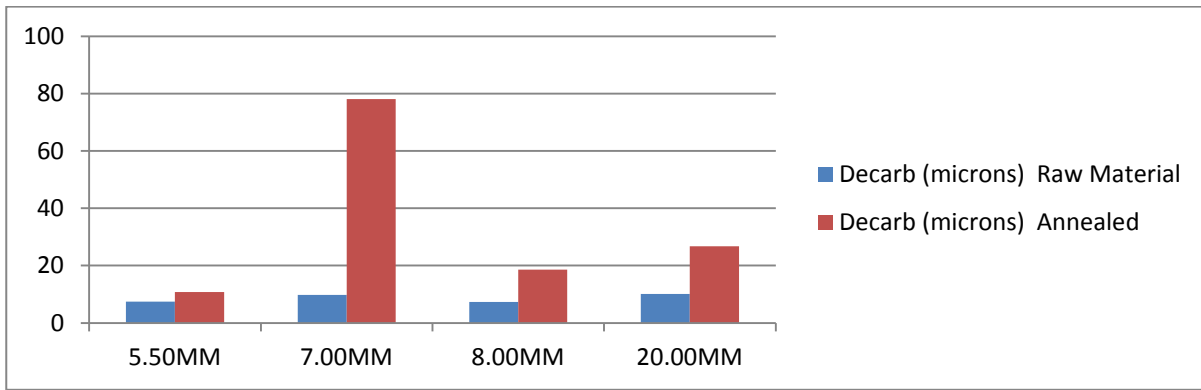
Serial no.	Size	Grade	Hardness	
			Raw Material	Annealed Material
1	5.50MM	HC 71\75	103 HRB	89 HRB
2	7.00MM	HC 71\75	105 HRB	78 HRB
3	8.00MM	HC 71\75	104 HRB	80 HRB
4	20.00MM	19MNB4M HC	112 HRB	73 HRB

Comparison of results of hardness of high carbon steel.

7.3 RESULTS OF TENSILE STRENGTH:-

Serial no.	Size	Grade	UTS	
			Raw Material	Annealed
1	5.50MM	HC 71\75	891 MPa	610 MPa
2	7.00MM	HC 71\75	920 MPa	501 MPa
3	8.00MM	HC 71\75	922 MPa	502 MPa
4	20.00MM	19MNB4M HC	932 MPa	450 MPa

Comparison of results of tensile strength of high carbon steel.



8. ACKNOWLEDGEMENT

First and foremost I offer my sincerest gratitude and respect to my project supervisor, Er. O.S.Bhatia, Associate Professor for his invaluable guidance and suggestions to me during my study. I consider myself extremely fortunate to have had the opportunity of associating myself with him. This thesis was made possible by his patience and persistence.

After the completion of this Thesis, I experience the feeling of achievement and satisfaction. Looking into the past I realize how impossible it was for me to succeed on my own. I wish to express my deep gratitude to all those who extended their helping hands towards me in various ways during my short tenure at GHEC Solan. I express my sincere thanks to all the other staff members of Department of Mechanical Engineering, GHEC Solan for providing me the necessary facilities that is required to conduct the experiment and complete my thesis.

9. CONCLUSION

From the present studies on "Mechanical and Metallurgical properties of high carbon samples" the following conclusion have been found.

1. The mechanical and Metallurgical properties of high carbon steels strongly decreases by the annealing process at 700°C temperature.
2. The annealing process done on the bell type furnace operated electrically decreases the hardness of the high carbon steel wire rod.
3. The process done in the bell type furnace decreases the tensile strength of the high carbon steel wire rod..
4. The annealing process done on the bell type furnace operated electrically releases the stresses that are formed during casting of the high carbon steel wire rod.
5. The process done on the bell type furnace decreases strain caused by case hardening facilitates recrystallization and grain growth of the high carbon steels.
6. The annealing process returns the ductility of the wire rod as that can be used for further several operations.

As in the future scope regarding this case study certain parameters are left in this study because this study is totally depends on the problem hat was occurred in the K.D.K Plant (UNBRAKO). So, therefore case study was taken to resolve the problem only and the tests that were performed also considered relative to the various manufacturing operations such as for further drawing, coiling in coiling machine and for spring washer .This problem causes short length in coiling machine as lack of production hence that scenario can also be elaborated but taken for further scope.

REFERENCES:

1. du Plessis J,et al Phys. Chem. Solids, (1988)

2. du Plessis J, Surface Segregation, Solid State Phenomena, Diffusion and Defect Data, (1990)
3. 1442Zylla P, United States Patent-Patent Number:5344509, September (1994)
4. The Prevention Op Sticking In Bright-Annealing Sheet Steel,by Thomas Jefferson Daniels(1994)
5. Activated atmosphere case hardening of steels. Xiaolan Wang(2001)
6. Annealing of Wire Products: Atmospheres by: Daniel H. Herring(2001)
7. Effects of annealing process on microstructure and electrical properties of cold-drawn thin layer copper cladding steel wire,by Hongjuan Li, et al (2002)
8. Oxygen-induced segregation during batch annealing of industrial steel coils ,By Etienne Wurth (2006)
9. Evaluation and Improvement of Heat Treat Furnace Model by Radhakrishnan Purushothaman.(2008)
10. Effect of Isothermal Annealing Temperature and Cooling Rate on Mechanical Properties of Ductile Iron a thesis by Atul Ranjan, et al (2009)
11. Property Prediction of Continuous Annealed Steels, By Nicholas Roy Wigley.(2012)
12. Effect of Annealing Temperature on the Microstructure, Microhardness, Mechanical Behavior and Impact Toughness of Low Carbon Steel Grade 45,By Nabeel Alshabatat ,et al. Vol. 2, Issue 3, May-Jun 2012, pp.1550-1553